



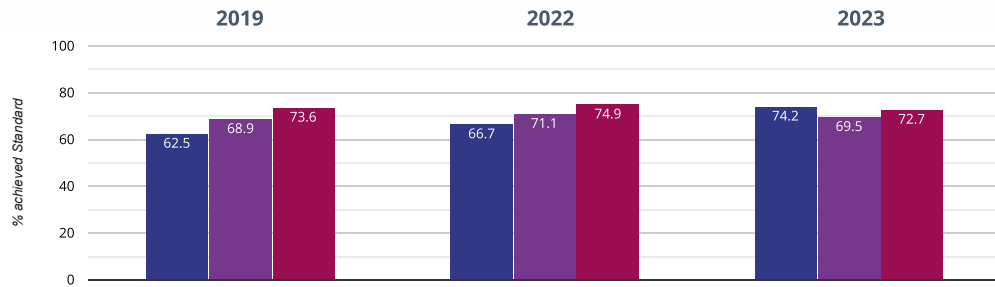
If you have any queries regarding the data within the Real Time Data graphs, please contact your Local Authority.

BURGH-LE-MARSH ST PETER & ST PAUL CE PRIMARY SCHOOL

Brought to you by [the NCER](#)



Reading - achieved standard



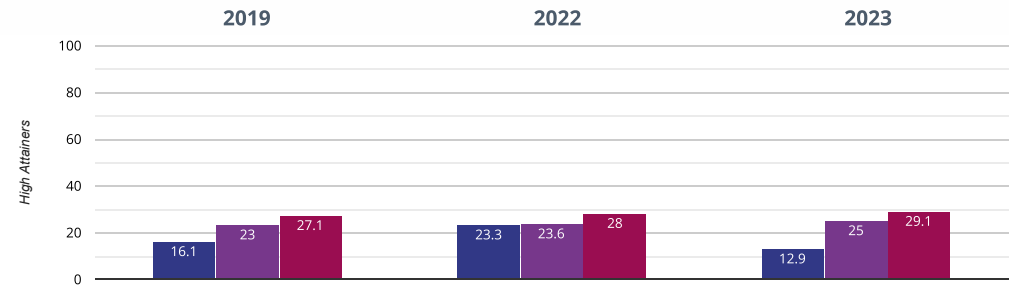
74.2% in 2023

7.5% points rise since 2022

11.7% points rise since 2019

■ Burgh-le-Marsh St Peter & St Paul CE Primary School ■ Lincolnshire (277) ■ NCER National (13641)

Reading - high attainers



12.9% in 2023

10.4% points drop since 2022

3.2% points drop since 2019

■ Burgh-le-Marsh St Peter & St Paul CE Primary School ■ Lincolnshire (277) ■ NCER National (13641)

Reading - average scaled score



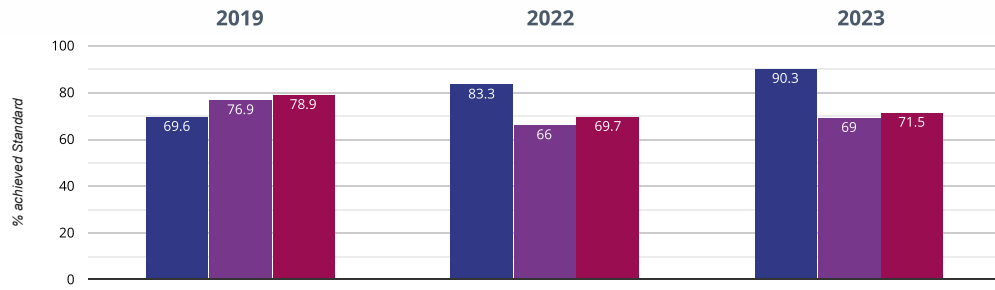
103.1 in 2023

0.4 points rise since 2022

2 points rise since 2019

■ Burgh-le-Marsh St Peter & St Paul CE Primary School ■ Lincolnshire (277) ■ NCER National (13641)

✎ Writing - achieved standard



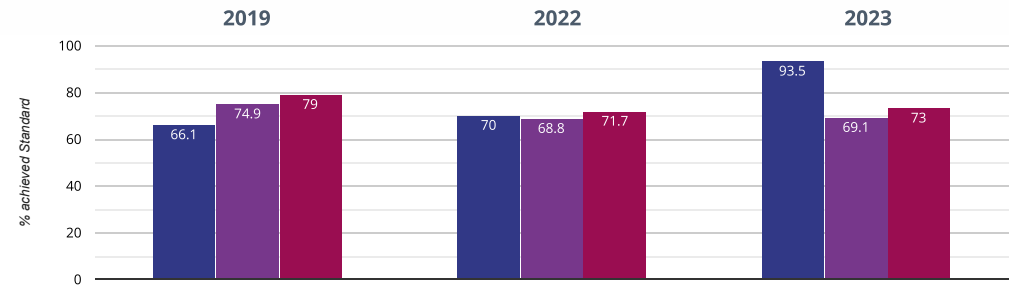
90.3% in 2023

7% points rise since 2022

20.7% points rise since 2019

■ Burgh-le-Marsh St Peter & St Paul CE Primary School
■ Lincolnshire (277)
■ NCER National (13641)

+ Maths - achieved standard



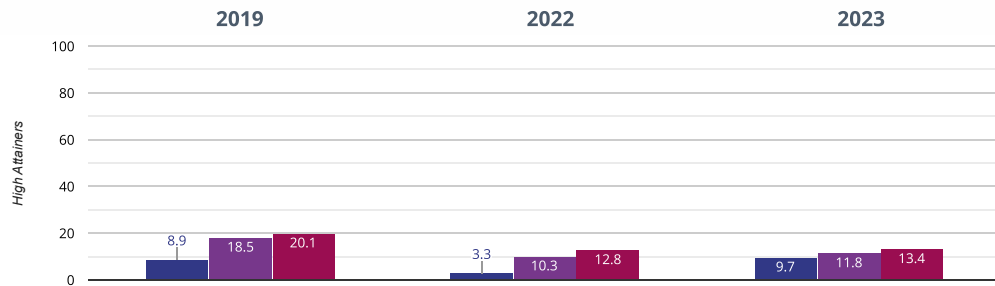
93.5% in 2023

23.5% points rise since 2022

27.4% points rise since 2019

■ Burgh-le-Marsh St Peter & St Paul CE Primary School
■ Lincolnshire (277)
■ NCER National (13641)

✎ Writing - high attainers



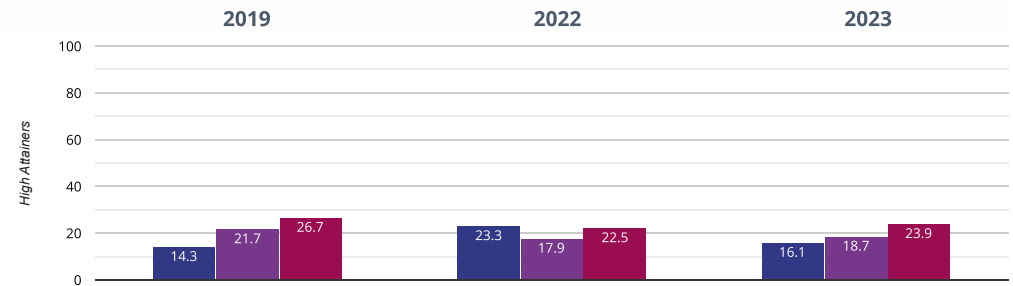
9.7% in 2023

6.4% points rise since 2022

0.8% points rise since 2019

■ Burgh-le-Marsh St Peter & St Paul CE Primary School
■ Lincolnshire (277)
■ NCER National (13641)

+ Maths - high attainers



16.1% in 2023

7.2% points drop since 2022

1.8% points rise since 2019

■ Burgh-le-Marsh St Peter & St Paul CE Primary School
■ Lincolnshire (277)
■ NCER National (13641)

+ Maths - average scaled score



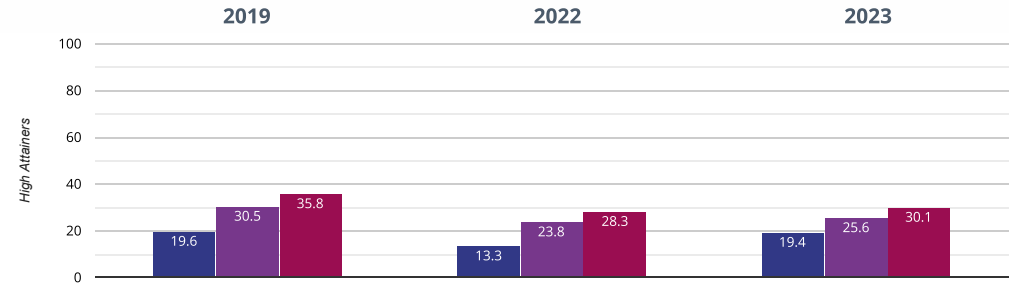
105.6 in 2023

3.7 points rise since 2022

3.1 points rise since 2019

■ Burgh-le-Marsh St Peter & St Paul CE Primary School ■ Lincolnshire (277)
■ NCER National (13641)

? GPS - high attainers



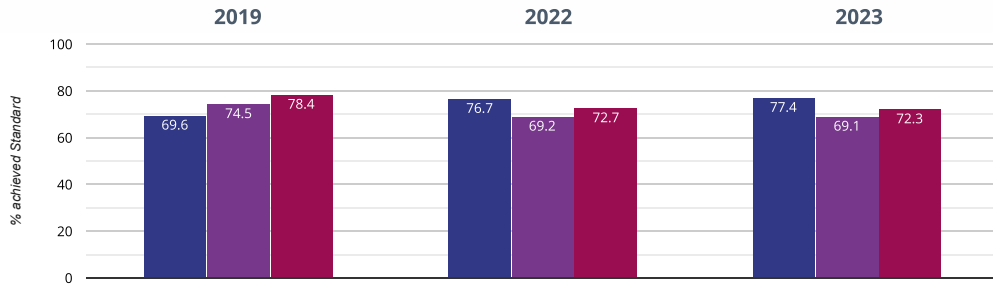
19.4% in 2023

6.1% points rise since 2022

0.2% points drop since 2019

■ Burgh-le-Marsh St Peter & St Paul CE Primary School ■ Lincolnshire (277)
■ NCER National (13641)

? GPS - achieved standard



77.4% in 2023

0.7% points rise since 2022

7.8% points rise since 2019

■ Burgh-le-Marsh St Peter & St Paul CE Primary School ■ Lincolnshire (277)
■ NCER National (13641)

? GPS - average scaled score



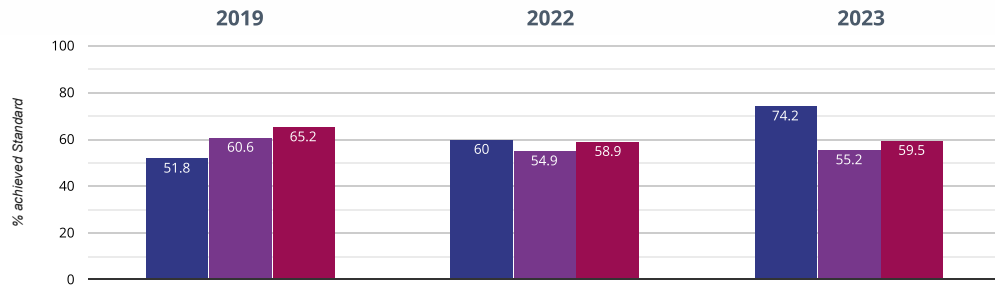
103.9 in 2023

0.6 points rise since 2022

0.3 points rise since 2019

■ Burgh-le-Marsh St Peter & St Paul CE Primary School ■ Lincolnshire (277)
■ NCER National (13641)

RWM - achieved standard



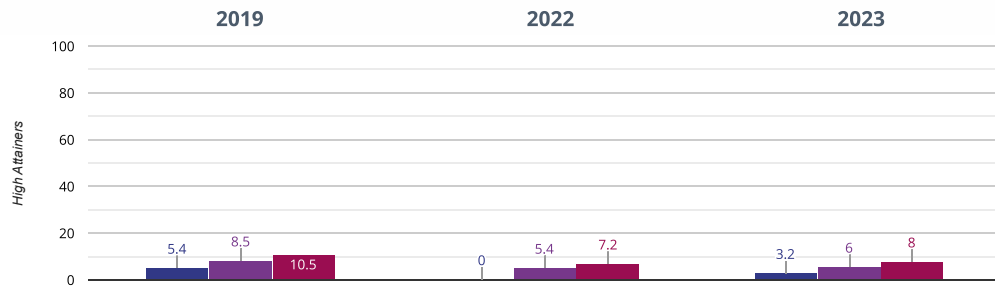
74.2% in 2023

14.2% points rise since 2022

22.4% points rise since 2019

■ Burgh-le-Marsh St Peter & St Paul CE Primary School
■ Lincolnshire (277)
■ NCER National (13641)

RWM - high attainers



3.2% in 2023

3.2% points rise since 2022

2.2% points drop since 2019

■ Burgh-le-Marsh St Peter & St Paul CE Primary School
■ Lincolnshire (277)
■ NCER National (13641)