




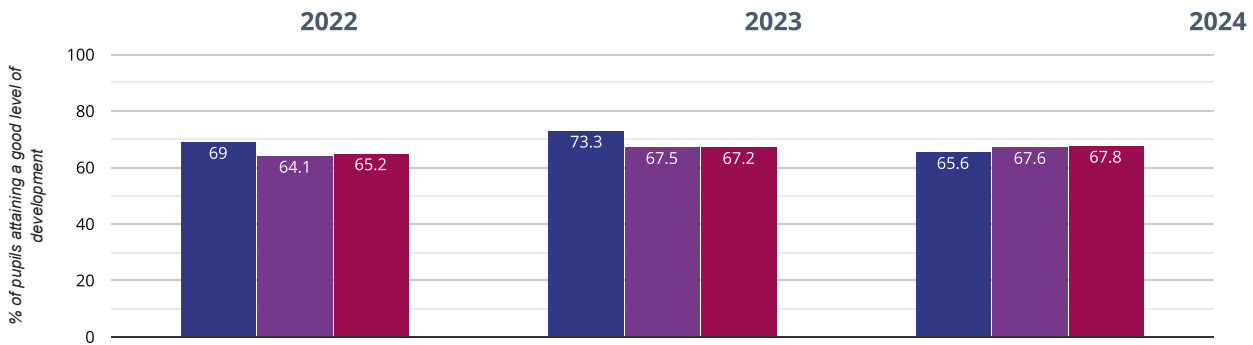
If you have any queries regarding the data within the Real Time Data graphs, please contact your Local Authority.

BURGH-LE-MARSH ST PETER & ST PAUL CE PRIMARY SCHOOL

Brought to you by [the NCER](#)



★ Good Level Of Development



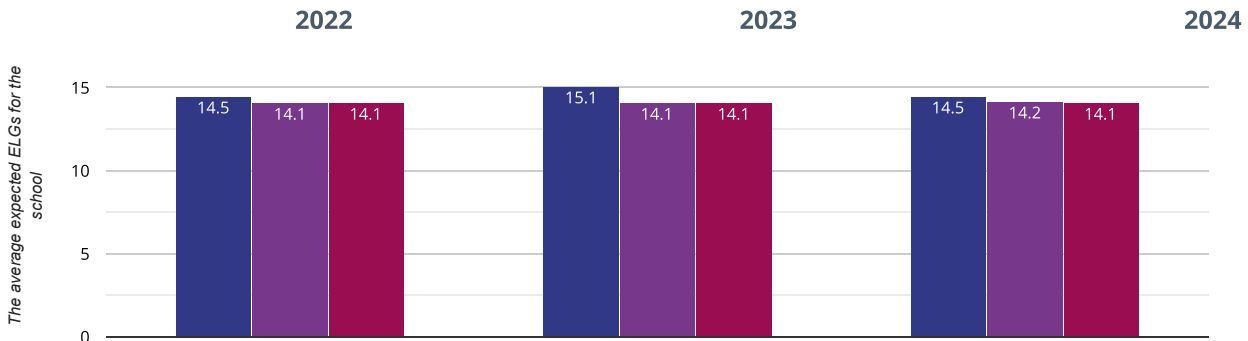
65.6% in 2024

7.7% points drop since 2023

3.4% points drop since 2022

Legend: Burgh-le-Marsh St Peter & St Paul CE Primary School, Lincolnshire (295), NCER National (15685)

📈 Average number of early learning goals at expected level per child



14.5% in 2024

0.6% points drop since 2023

0% change from 2022

Legend: Burgh-le-Marsh St Peter & St Paul CE Primary School, Lincolnshire (295), NCER National (15685)

